



# OPEN BANKING OUR PERFORMANCE

---

Business  
October – December 2022



LLOYDS BANK

# Open Banking – a quarterly report

## What can this report tell me?

This report is a good way for you to see how we're performing in Open Banking for our Business customers who use Online for Business.

We'll usually publish it four times a year and it will help you to see:

- how long all of our online services are up or down (otherwise known as 'uptime' or 'downtime').
- how long all of our online services take to respond to each and every request.
- how frequently we have errors that mean that other websites or apps can't talk to our systems.

## Why do we publish this?

We do this, because both the European Banking Authority and the Financial Conduct Authority want to make sure that you're getting the best possible service – as do we. This means that each and every financial provider in Open Banking needs to publish the same types of data.

## How can I find out more about Open Banking?

To find out more about what we offer and how we're doing it, take a look at our Open Banking pages.

[www.lloydsbank.com/online-banking/open-banking](http://www.lloydsbank.com/online-banking/open-banking)

If you're more interested in the technical side, take a look at the Open Banking Standard pages.

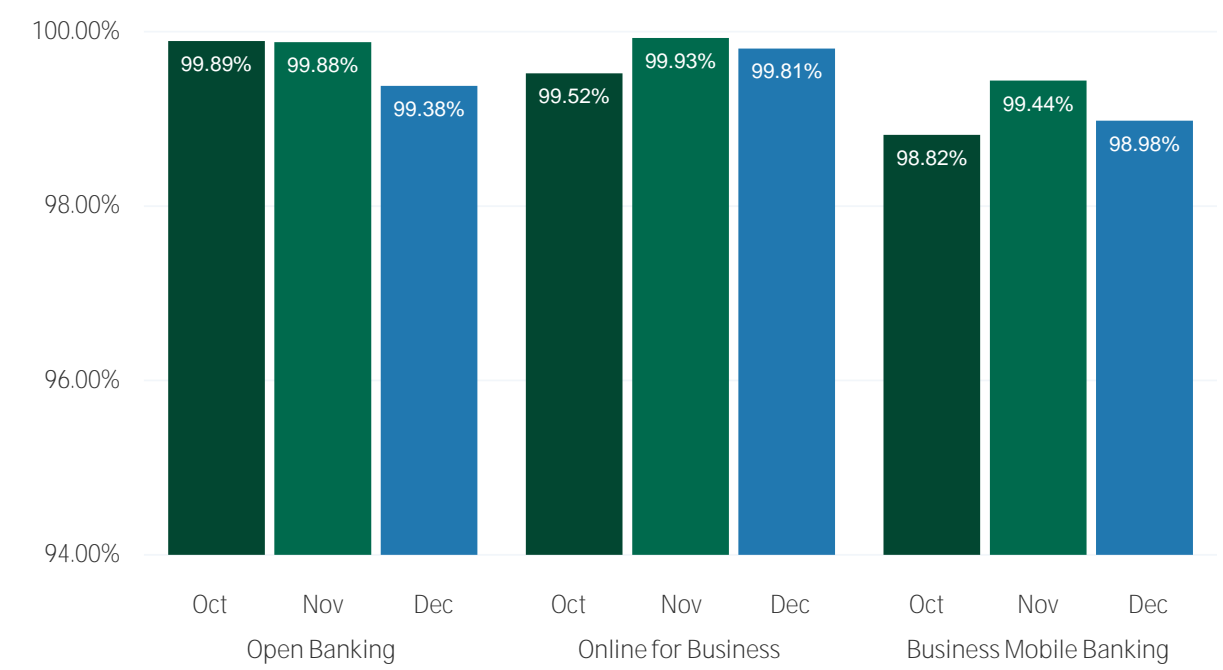
[standards.openbanking.org.uk](http://standards.openbanking.org.uk)

# Service availability

October - December 2022

We aim to be available all the time. But, from time to time, there might be some planned or unplanned downtime. The bar chart and figures below, show just how available we've been this quarter.

How long our service has been available for (%)



What the source data looks like

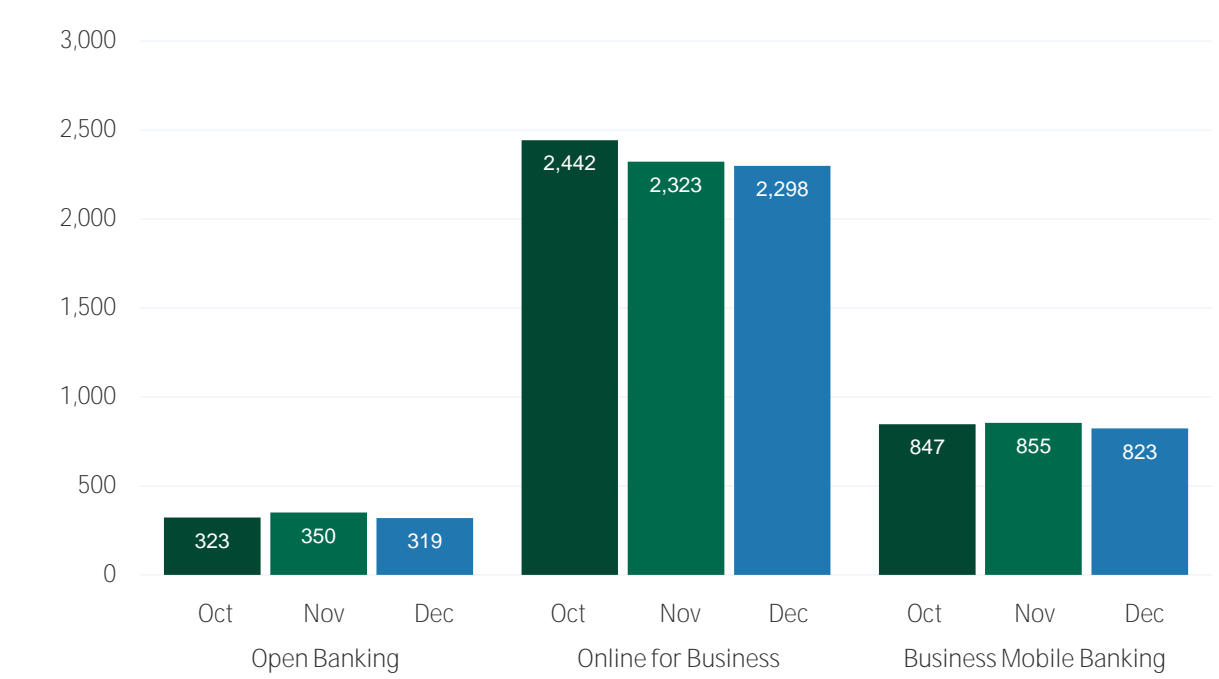
		Open Banking	Online for Business	Business Mobile Banking
October	Availability	99.89%	99.52%	98.82%
	Planned downtime	0m	3h 13m	5h 54m
	Unplanned downtime	48m	20m	2h 54m
November	Availability	99.88%	99.93%	99.44%
	Planned downtime	6m	15m	58m
	Unplanned downtime	46m	16m	3h 5m
December	Availability	99.38%	99.81%	98.98%
	Planned downtime	0m	0m	4m
	Unplanned downtime	4h 38m	1h 26m	7h 32m

# Account information services

October - December 2022

We like to measure how long it takes us to respond to each account information request. So, whatever information you're sharing, we will always track how fast we are. The bar chart and figures below, show just how quick we've been this quarter.

How long it's taken us to respond to account information requests (in milliseconds)



What the source data looks like

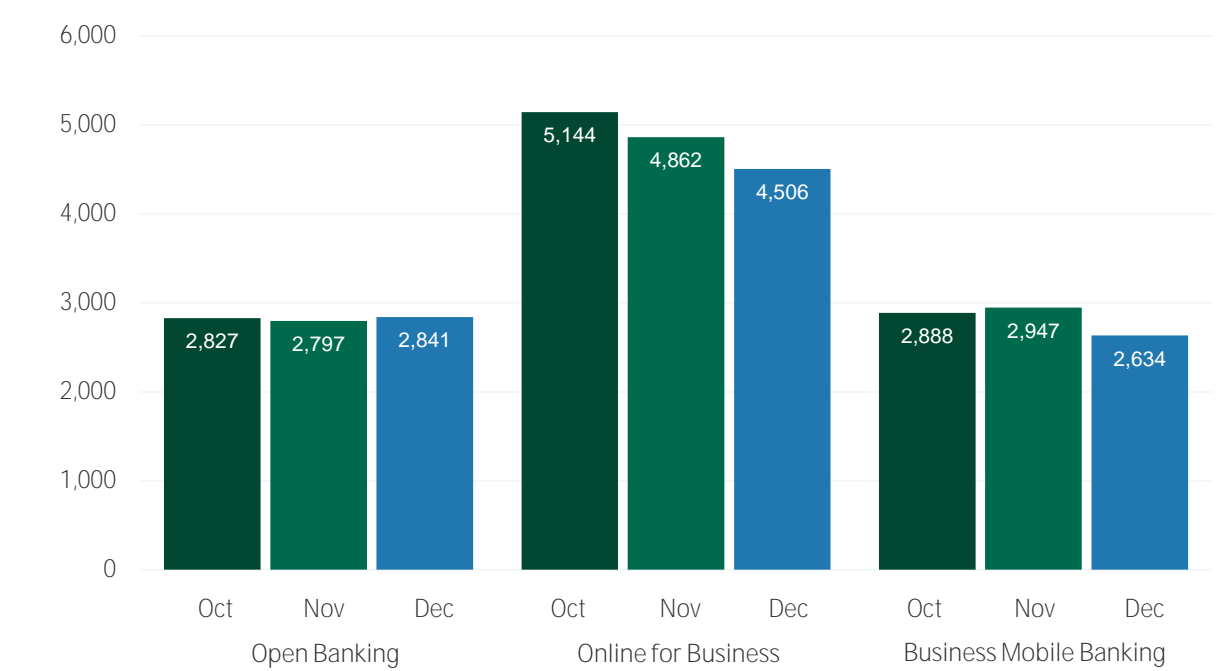
	Open Banking	Online for Business	Business Mobile Banking
October	323ms	2,442ms	847ms
November	350ms	2,323ms	855ms
December	319ms	2,298ms	823ms

# Payment services

October - December 2022

We like to measure how long it takes us to respond to each payment request. So, whatever payment's being set up, we will always track how fast we are. The bar chart and figures below, show just how quick we've been this quarter.

How long it's taken us to respond to payment requests (in milliseconds)



What the source data looks like

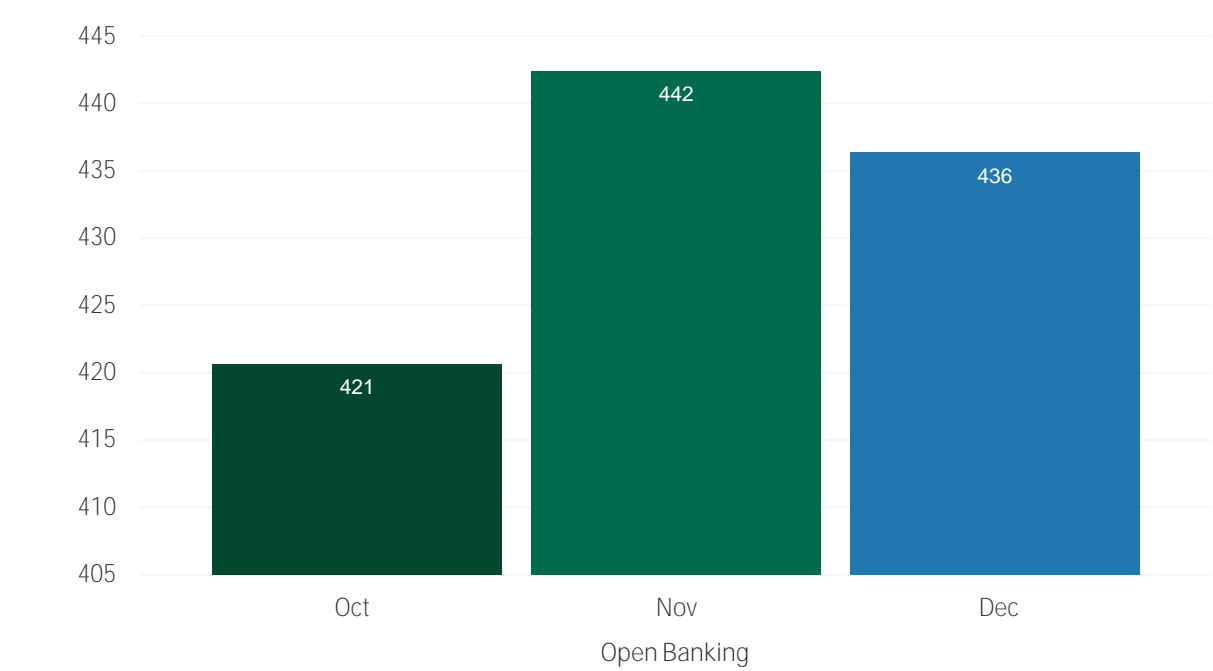
	Open Banking	Online for Business	Business Mobile Banking
October	2,827ms	5,144ms	2,888ms
November	2,797ms	4,862ms	2,947ms
December	2,841ms	4,506ms	2,634ms

# Funds checking services

October - December 2022

We like to measure how long it takes us to respond to each funds checking request. So we will always track how fast we are. The bar chart and figures below, show just how quick we've been this quarter.

How long it's taken us to respond to funds checking requests (in milliseconds)



What the source data looks like

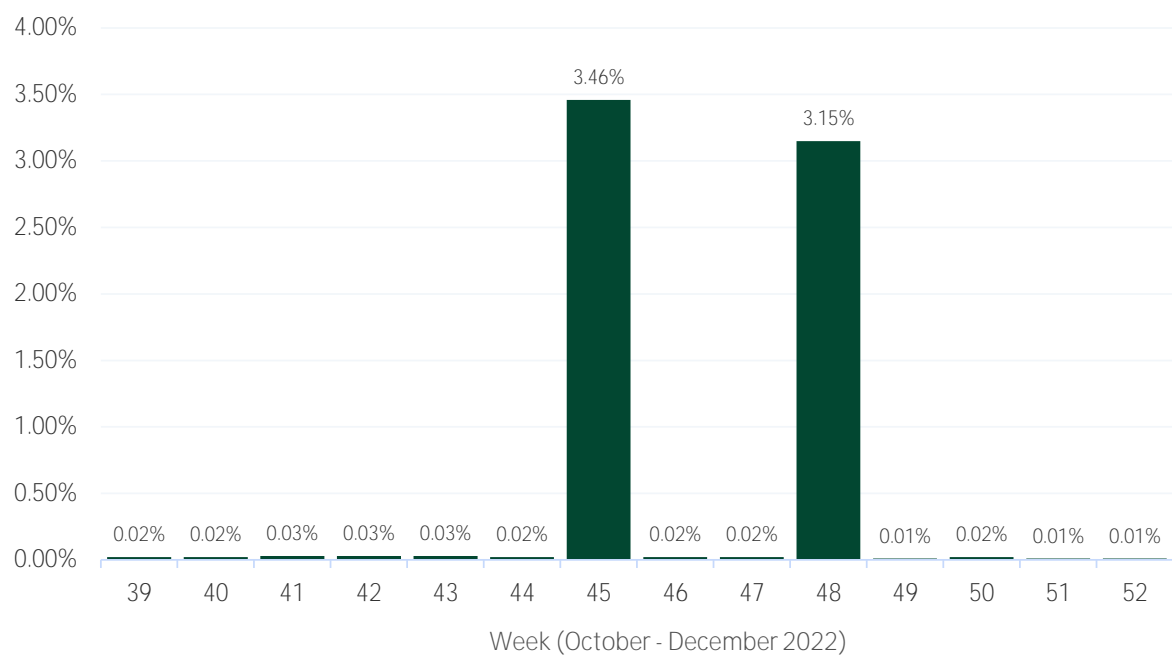
Open Banking	
October	421ms
November	442ms
December	436ms

# Error rates

October - December 2022


Sometimes, when a website or app tries to talk to our systems, there may be a problem. If we can't provide them with an access point (also known as an 'API'), then the request will fail and we will report it as an error. The bar chart and figures below, show the error rates this quarter.

What our error rates have been (%)



What the source data looks like

Week	39	40	41	42	43	44	45	46	47	48	49	50	51	52
Rate (%)	0.02	0.02	0.03	0.03	0.03	0.02	3.46	0.02	0.02	3.15	0.01	0.02	0.01	0.01



**LLOYDS BANK**

Lloyds Bank plc. Registered Office: 25 Gresham Street, London EC2V 7HN. Registered in England and Wales no. 2065  
Lloyds Bank plc is authorised by the Prudential Regulation Authority and regulated by the Financial Conduct Authority  
and the Prudential Regulation Authority under registration number 119278.