
REGISTERING FOR INTERNET BANKING

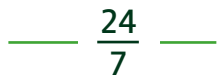
A quick and easy guide



LLOYDS BANK

LLOYDS BANK INTERNATIONAL

WHY REGISTER?



CONVENIENCE

Manage your money
online 24/7 anywhere
in the world



SAVE TIME

Quick and easy
to track and manage
your account



SECURITY

Multiple security
features to help
protect you from fraud

WHICH SERVICE DO YOU NEED?

We offer two separate Internet Banking services for our international clients – Sterling Internet Banking and Currency Internet Banking. Each service has a separate log in and registration process. Read the information below to decide which of the services you need, whether it's one or both of them.



STERLING INTERNET AND MOBILE BANKING

This is used for:

- International current accounts (**Sterling only**)
- Premier International Current Account (**Sterling only**)
 - Islands Current & Savings Accounts



CURRENCY INTERNET BANKING AND MOBILE BANKING

This is used for:

- Euro & US Dollar International Current Accounts
- Euro & US Dollar Premier International Current Accounts
 - International Bonus Saver (**Sterling included**)
 - International Incentive Saver (**Sterling included**)
 - International Instant Saver (**Sterling included**)
 - Fixed Term Deposit
- Money Market Call Account (**Islands & Sterling Accounts included**)

ADDITIONAL FUNCTIONALITY

Our Sterling Internet Banking and Currency Internet Banking services offer a range of different ways to manage your money. Here are some of the key features of each service.



STERLING INTERNET AND MOBILE BANKING

- View your balances, recent and pending transactions
 - Transfer £25,000 per day via Faster Payments
- Transfer £100,000 to accounts outside the UK or in a foreign currency
- Unlimited transfers between your own accounts held within Lloyds Bank
 - Pay UK bills such as credit card and utility bills
 - Set up, amend or cancel standing orders
 - View and cancel direct debits
 - Manage paper statements
 - Report a card lost or stolen
 - Personalise your username/login details



CURRENCY INTERNET BANKING AND MOBILE BANKING

MANAGING YOUR MONEY ONLINE

- View your balances and recent transactions
 - View and manage your statements
 - Transfer money between your accounts
 - Make payments to new or existing payees
 - Set up, amend or cancel regular payments
 - Apply for accounts (mobile app only)
- Authenticate payments using biometrics (mobile app)

MANAGE YOUR INTERNET BANKING SERVICE

- Update your email address and telephone numbers
 - Amend your address/correspondence address
- Reset your password and memorable information

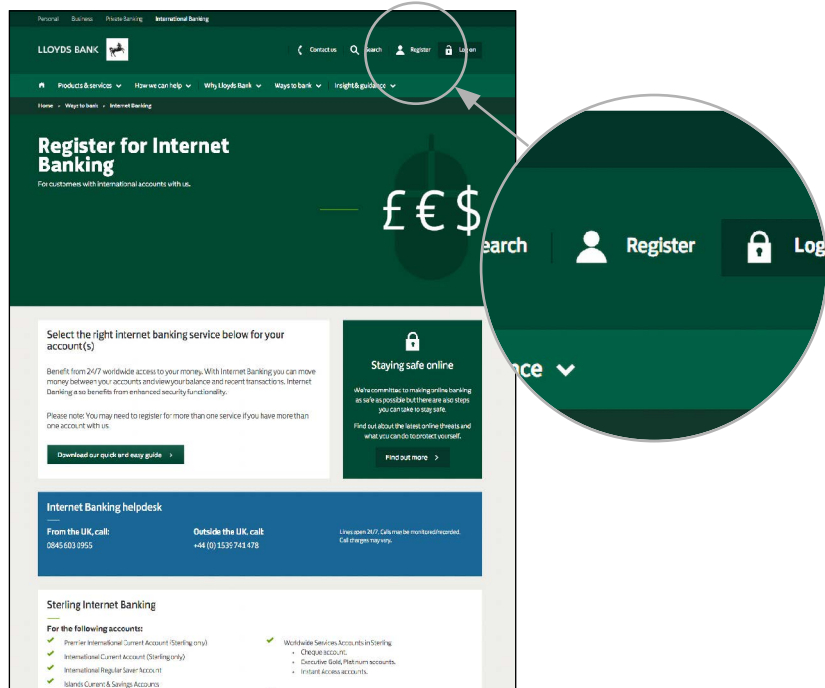
GOING ONLINE TO REGISTER

If you have any queries or concerns, our Telephone Banking team will be able to assist with any of your questions.

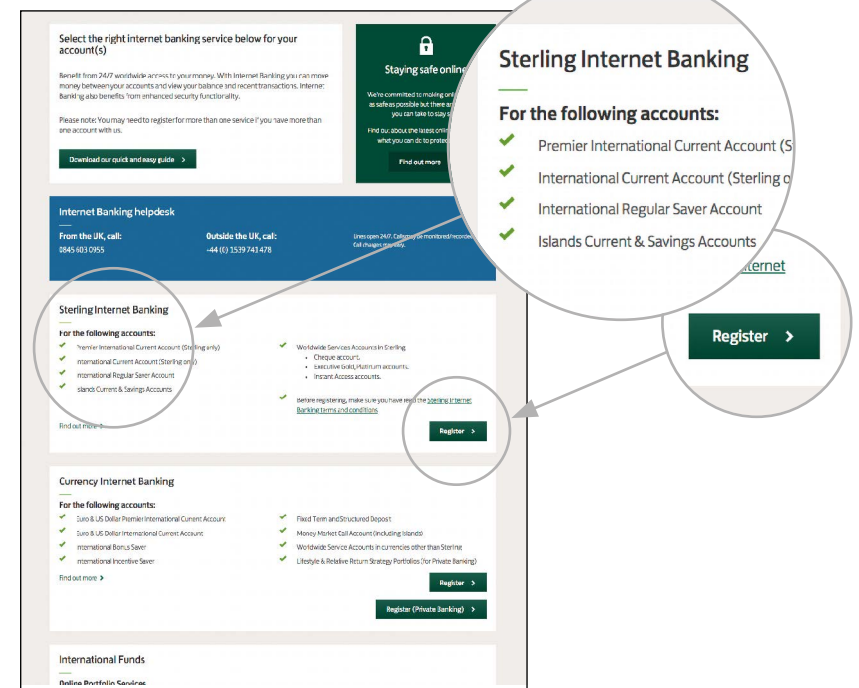
Please call us on **+44 (0) 1539 736 626**.

Once you have chosen the appropriate internet banking service, you need to go to the correct online registration form. **To do this, follow the steps here.**

1 Click **REGISTER** from virtually any page at international.lloydsbank.com/internet-banking/



2 Find the service you want on the Internet Banking page and click **REGISTER**



FILLING IN THE ONLINE REGISTRATION FORM

You now need to fill in the registration form on screen. The Sterling Internet Banking form and Currency Internet Banking forms are different, so please follow the correct instructions for each of them.



STERLING INTERNET BANKING

Overview

+

How to register

-

Step 1: Is Sterling Internet Banking the right service for me?
Check if your account is listed below:

- Premier International Current Account (Sterling only)
- International Current Account (Sterling only)
- International Savings Account.
- WorldWide Services accounts in Sterling:
 - Cheque account.
 - Executive Gold, Platinum accounts.
 - Instant Access accounts.
- Islands Current and Savings accounts.

Account not listed here?
[Try Currency Internet Banking](#)

Step 2: Complete the online form
What you'll need:

- Your account details.

On the first page of registration you'll need to enter some personal details so we can identify you.

The second page is where you select your Internet Banking log on details. Choose a memorable User ID which is 9-10 characters. You'll also need to set a password which is 6-15 characters, avoiding anything too simple such as 'abc123', which may be easy for others to guess.

Step 3: We'll call you

Next, we'll call you to verify that it's you registering for Internet Banking. You can choose which number we call you on as long as we have it on record.

Clear instructions on how to complete this part of registration are provided both on screen and when we call you.

If we are unable to call you we will send an activation code to your home address within a few days.

Step 4: Log on

If you successfully completed our security call, you can log on straight away using the User ID and password you chose during registration. We'll then ask you to set up some memorable information which you'll need every time you log on.

If an activation code is being sent to your home address, you will be able to log on once this has arrived. Once received, log on using your chosen User ID and password and then we'll ask you to enter this activation code.

Once logged in successfully you will be given the tour of Internet Banking and you'll be able to enjoy all the great benefits banking.

How secure is it?

+



CURRENCY INTERNET BANKING AND MOBILE BANKING

Overview

+

How to register

-

Step 1: Is Currency Internet Banking the right service for me?
Check if your account is listed below:

- Euro and US Dollar Premier International Current Account.
- Euro & US Dollar International Current Account
- International Bonus Saver.
- International Incentive Saver.
- Fixed Term and Structured deposits.
- Money Market Call Account.
- WorldWide Service accounts in currencies other than Sterling.
- Lifestyle & Relative Return Strategy Portfolios (for Private Banking)

Account not listed here?
[Try Sterling Internet Banking](#)

Step 2: Complete the online form
What you'll need:

- A valid email address.
- Your account number.
- Your sort code.

Step 3: We'll call you straightaway to verify your identity

Select a telephone number we have for you and we'll automatically call you back to verify your identity.

Step 4: Login straight away

We'll give you your User ID at the end of the process so you can login and start managing your money straight away.

We'll also send you a letter in the post confirming your registration and User ID. Keep this letter in a safe place.

How secure is it?

+

Lloyds Bank Corporate Markets plc is authorised and regulated in the UK as the non-ring fenced bank of the Lloyds Banking Group. The Jersey, Guernsey and Isle of Man branches of Lloyds Bank Corporate Markets plc are each separately licensed as regulated deposit-takers in their respective jurisdictions.

Lloyds Bank Corporate Markets plc is independent from Lloyds Bank plc, which is authorised and regulated in the UK as the ring fenced bank of the Lloyds Banking Group. For more information on ring-fencing visit international.lloydsbank.com/ringfencing

Important Information

When you speak to us on the phone, some calls may be monitored or recorded in case we need to check we have carried out your instructions correctly and to help improve our quality of service.

Lloyds Bank Corporate Markets plc. Registered Office and principal place of business: 25 Gresham Street, London EC2V 7HN. Incorporated in England and Wales, Company No. 10399850. Lloyds Bank Corporate Markets plc in the UK is authorised by the Prudential Regulation Authority and regulated by the Financial Conduct Authority and the Prudential Regulation Authority under Registration number 763256. Authorisation can be checked on the Financial Services Register at www.fca.org.uk

Services provided by the Jersey, Guernsey and Isle of Man branches of Lloyds Bank Corporate Markets plc will be subject to the regulatory regime applicable in their respective jurisdiction, which will differ in some or all respects from that of the UK. Further information about the regulatory status of the Jersey, Guernsey and Isle of Man branches of Lloyds Bank Corporate Markets plc, is set out below.

The Jersey branch of Lloyds Bank Corporate Markets plc, principal place of business: 9 Broad Street, St. Helier, Jersey JE2 3RR is licensed by the Jersey Financial Services Commission to carry on deposit-taking business under the Banking Business (Jersey) Law 1991 and general insurance mediation business under the Financial Services (Jersey) Law 1998 and has also notified the Jersey Financial Services Commission that it carries on money service business. Lloyds Bank Corporate Markets plc, Jersey branch, subscribes to the Jersey Code of Practice for Consumer Lending.

The Guernsey branch of Lloyds Bank Corporate Markets plc, principal place of business: 1 Smith Street, St. Peter Port, Guernsey GY1 2JN is licensed by the Guernsey Financial Services Commission to take deposits and insurance intermediary business under the Banking Supervision (Bailiwick of Guernsey) Law, 2020, and the Insurance Managers and Insurance Intermediaries (Bailiwick of Guernsey) Law, 2002 (as amended), respectively, and is also registered with the Guernsey Financial Services Commission as a money service provider.

The Isle of Man branch of Lloyds Bank Corporate Markets plc, principal place of business: Villiers House, 2 Victoria Street, Douglas, Isle of Man IM1 2LN is licensed by the Isle of Man Financial Services Authority to conduct deposit-taking and is also registered as an insurance intermediary in respect of general business.

Lloyds Bank International is the registered business name of Lloyds Bank Corporate Markets plc in Jersey and the Isle of Man.



LLOYDS BANK

LLOYDS BANK INTERNATIONAL